


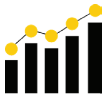


# WHY add *Insights* to Canvas Outcomes?

Canvas has a powerful set of tools for measuring student mastery in outcomes and Learning Mastery Gradebook. **Insights for Canvas outcomes** expands that functionality to support comprehensive approaches to programmatic outcomes assessment and competency-based education at scale.



TOOLS	CANVAS OUTCOMES	INSIGHTS FOR CANVAS OUTCOMES
 <p>OUTCOMES</p>	<ul style="list-style-type: none"> <li>Repository for learning outcomes (at any account level).</li> </ul>	<ul style="list-style-type: none"> <li><b>Learning Outcomes can be classified</b> by level (course, program, institutional, accreditation standard, etc).</li> <li><b>Versions and variations</b> management of outcomes and a quality checker ensures consistent authoring; and includes Blooms level and language oversight.</li> <li><b>Curriculum Map</b> right in Canvas eliminates managing onerous CSV files.</li> </ul>
 <p>RUBRICS</p>	<ul style="list-style-type: none"> <li>Rubrics that connect to assignments within a course.</li> <li>Unique course mastery levels per rubric at the individual course level.</li> </ul>	<ul style="list-style-type: none"> <li><b>Mastery level mappings</b> harmonize different rating scales across the curriculum.</li> <li><b>Assessments can be published</b> outside of Canvas (via URL), with data and evidence collection back to <i>Insights</i>.</li> </ul>
 <p>JURIED ASSESSMENT</p>		<ul style="list-style-type: none"> <li><b>Assessment Plans</b> can gather evidence from courses by criteria (LO alignment, course level, etc) in one set of terms and then assessed in different terms.</li> <li><b>Juried Assessment</b> findings, recommendations, evidence, and data can be incorporated with course-embedded assessment in overall assessment plan results.</li> </ul>
 <p>DATA ANALYTICS</p>	<ul style="list-style-type: none"> <li>Learning Mastery Gradebook for faculty and students in a course.</li> <li>Data available at course level as CSV in Learning Mastery Gradebook.</li> <li>Institutional outcomes reports.</li> <li>Live Events for outcomes New Quizzes APIs (coming).</li> </ul>	<ul style="list-style-type: none"> <li><b>Real-time data</b> displayed on dynamic, filterable and interactive dashboards for coordinators <i>and</i> faculty.</li> <li><b>Longitudinal learning outcomes data</b> across versions and assessment contexts, plus ability to add student demographics.</li> <li><b>Faculty assessment and narrative</b> can be aligned to program and institutional goals and objectives for comprehensive planning.</li> <li><b>Learner record (CLR) and microcredential support</b> with competency attainment rules in curriculum map.</li> </ul>

**Insights for Canvas outcomes** extends the power of Canvas to become a truly comprehensive, sustainable solution for a range of assessment needs. Now the promise of transparent student learning can be fulfilled in seamless integration with the tool your faculty and students already use every day. At eLumen, we believe that empowering student success begins by delivering support for the faculty and staff who need to deliver learning, in the environment in which they do their daily work: the **Canvas LMS**.