



# IUPUI 2021 Assessment Institute

a virtual event



INDIANA WESLEYAN UNIVERSITY

**BECKY HARTLEY**

*DATA TECHNICIAN*

[becky.hartley@indwes.edu](mailto:becky.hartley@indwes.edu)

**CONNIE CRUMP, PT, DPT**

*ASSOCIATE DEAN OF ACCREDITATION,  
ASSESSMENT, AND CURRICULUM*

[connie.crump@indwes.edu](mailto:connie.crump@indwes.edu)

**AARON METZCAR**

*DIRECTOR OF ACADEMIC ASSESSMENT  
AND EVALUATION*

[aaron.metzcar@indwes.edu](mailto:aaron.metzcar@indwes.edu)



# Dashboards

---

A Means to Discovering & Reporting  
Vital Insight into the Student  
Learning Experience





## Overview

---

The Challenge

---

Past Practices

---

Process Transformation

---

Response to Change





# The Challenge

information overload

# Data Growth

Byte

Kilobyte or KB

Megabyte MB

Gigabyte or GB

Terabyte or TB

Petabyte or PT

Exabyte or EB

Zettabyte or ZB

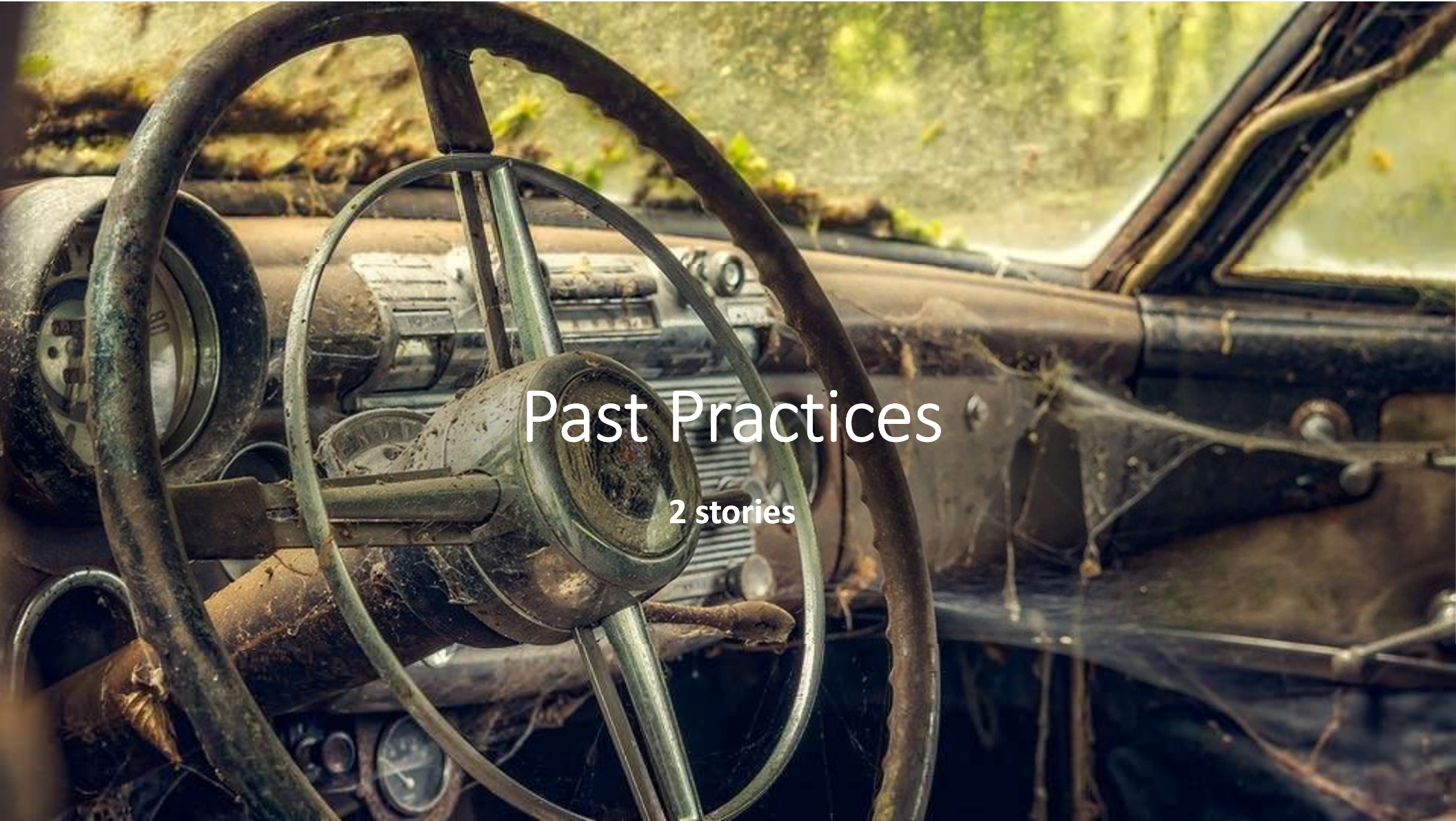


# More Perspective on Data

- **Google gets over 3.5 billion searches daily. (2020)**
- **90% of all data has been created in the last two years. (2020)**
- **Twitter users send over half a million tweets every minute. (2020)**
- **Website data analysis shows that more than 570 new websites are created every day. (2019)**
- **It would take an average user approximately three million years to download all the data that is currently on the internet. (2019)**

<https://techjury.net/blog/big-data-statistics/#gref>  
<https://kommandotech.com/statistics/big-data-statistics/>





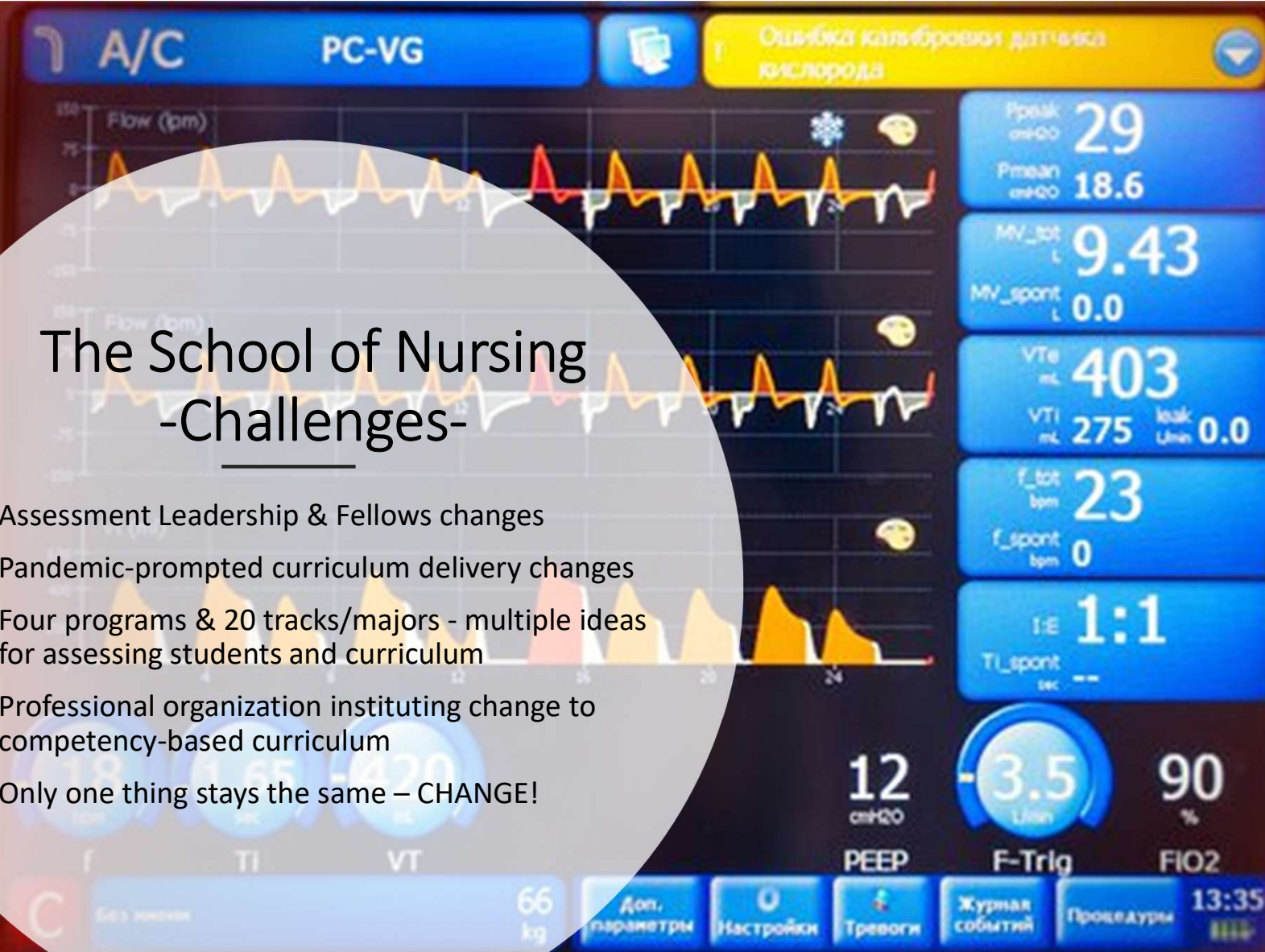
# Past Practices

2 stories



## The School of Nursing -Challenges-

- Assessment Leadership & Fellows changes
- Pandemic-prompted curriculum delivery changes
- Four programs & 20 tracks/majors - multiple ideas for assessing students and curriculum
- Professional organization instituting change to competency-based curriculum
- Only one thing stays the same – CHANGE!





# The College of Adult and Professional Studies

## Stats

≈ 60 programs

≈ 3 days per program

≈ 50 files

≈ 200 + pages of information

# The College of Adult and Professional Studies



## Requests

More data

Trend data

Access to data





Program Review  
Process and  
Reporting

Power Point  
Action Plan



# Process Transformation

increasing accessibility and efficiency

# The Gauges



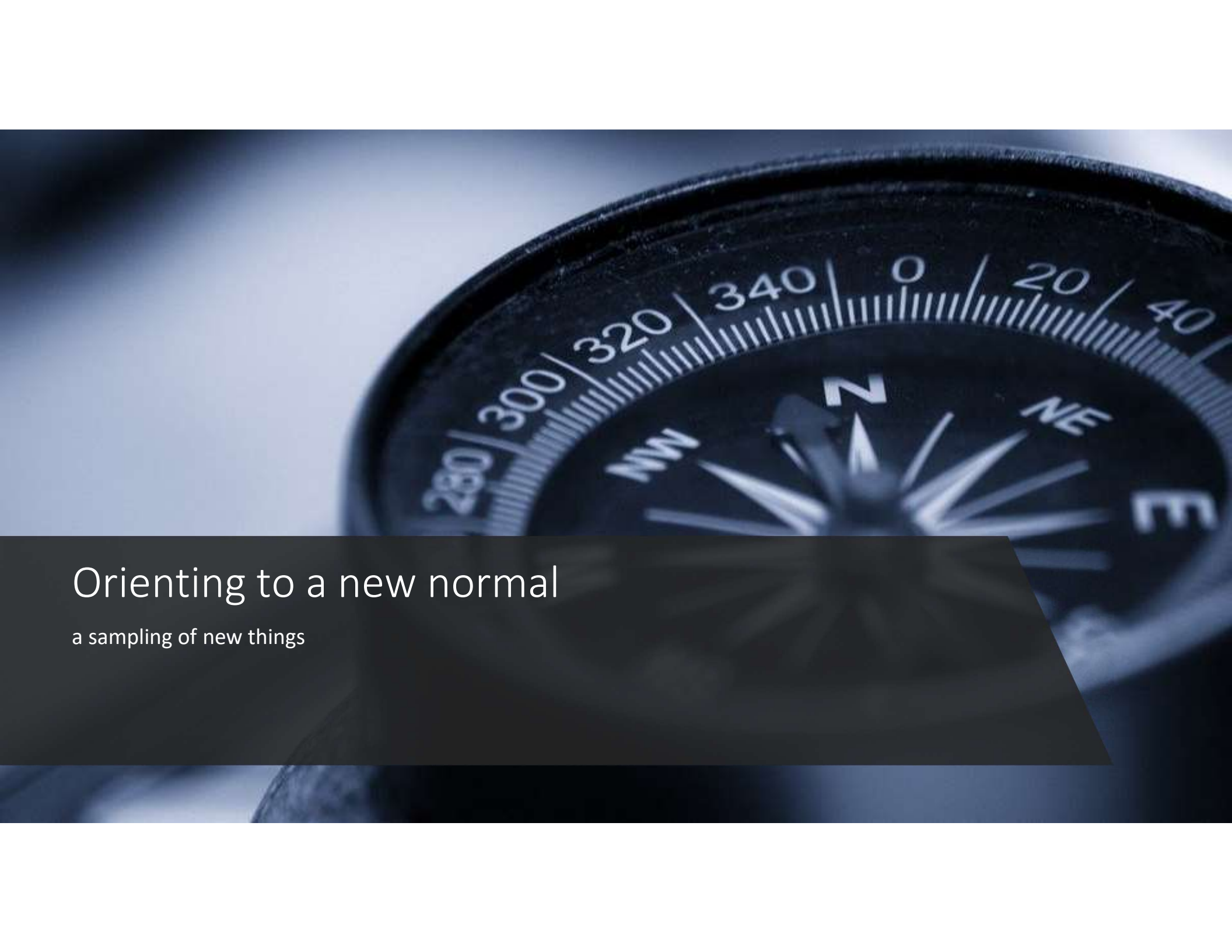
- Demographic Data
- Program Entrance & Exit Surveys
- End of Course Survey
- Faculty Course Feedback
- Withdrawal Data
- Enrollment
- Grade Data
- Alumni Survey
- Market Analysis
- Outcome Data





# Shifting

from serving a process  
to being served by it



# Orienting to a new normal

a sampling of new things



# From Demographics to Details

insight into the student  
learning journey



- Program Review Resources
- Grades Demographics - N&G
- Interpretive Guide - DGD
- High-Level View
- Dem#'s Over Time
- Grades/Demo Overview
- Grades/Demo-Drill Down
- (C) Grades/Demo - Vertical
- (B-) Grades/Demo - Vertical
- Faculty/Student Comparison
- EOC Curriculum&FCF
- Enrollment
- SON EOC Curriculum
- SON FCF Data
- Programmatic Demographic

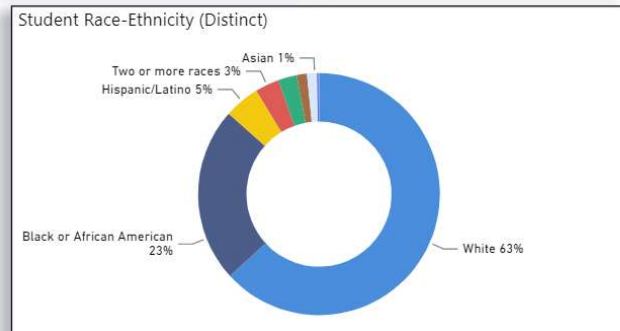
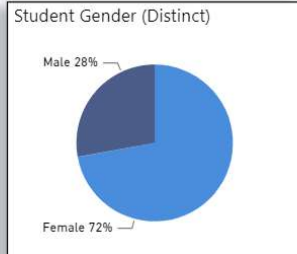
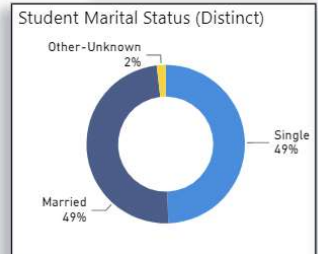
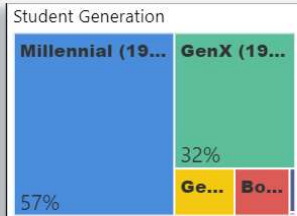
PowerPoint  
PDF  
Analyze in Excel

Program School: All  
Program Code: All  
Program Title: All

Course End Date  
7/1/2018 7/5/2021

Unique Students  
**22847**

- Generation
- Select all
  - Silent (1928-1945)
  - Boomer (1946-1964)
  - GenX (1965-1980)
  - Millennial (1981-1996)
  - GenZ (1997-2012)



- Program Review Resources
- Grades Demographics - N&G
- Interpretive Guide - DGD
- High-Level View
- Dem#s Over Time
- Grades/Demo Overview
- Grades/Demo-Drill Down
- (C) Grades/Demo - Vertical
- (B-) Grades/Demo - Vertical
- Faculty/Student Comparison
- EOC Curriculum&FCF
- Enrollment
- SON EOC Curriculum
- SON FCF Data
- Programmatic Demographic

PowerPoint PDF Analyze in Excel

Program School: All

Program Code: All

Program Title: All

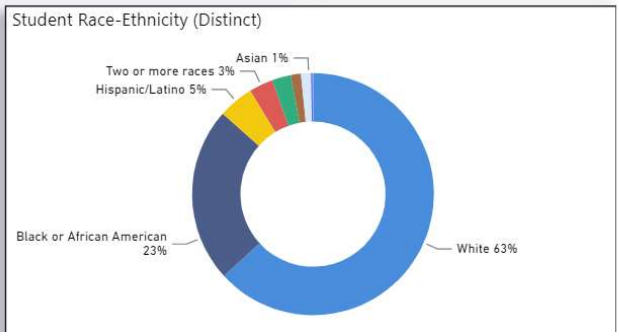
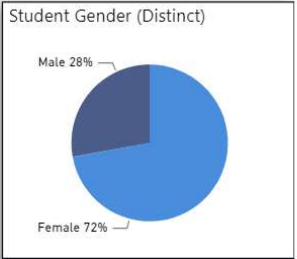
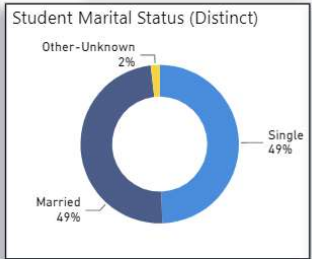
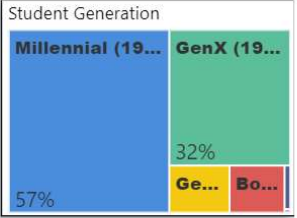
Course End Date

7/1/2018 7/5/2021

Unique Students

22847

- Generation
- Select all
  - Silent (1928-1945)
  - Boomer (1946-1964)
  - GenX (1965-1980)
  - Millennial (1981-1996)
  - GenZ (1997-2012)

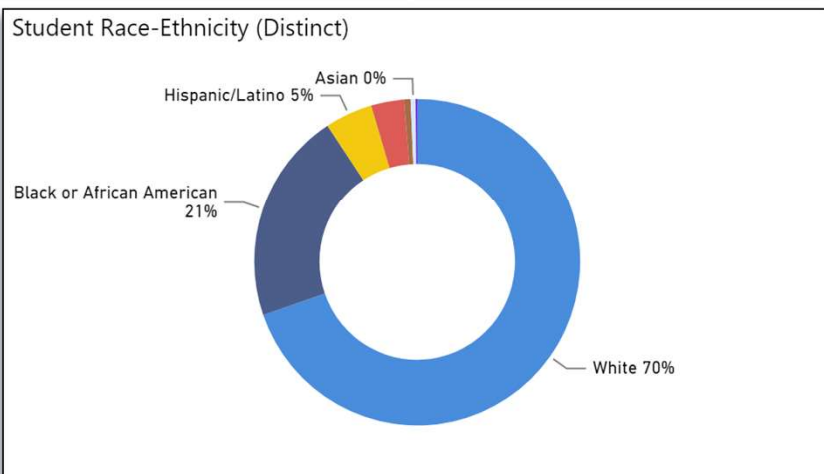
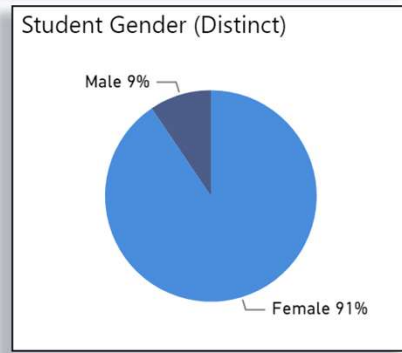
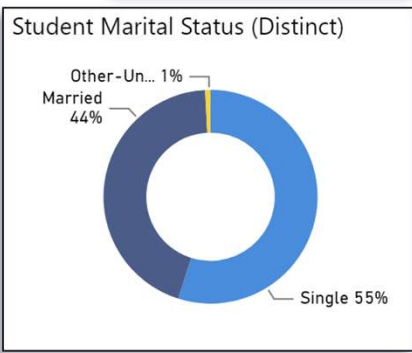
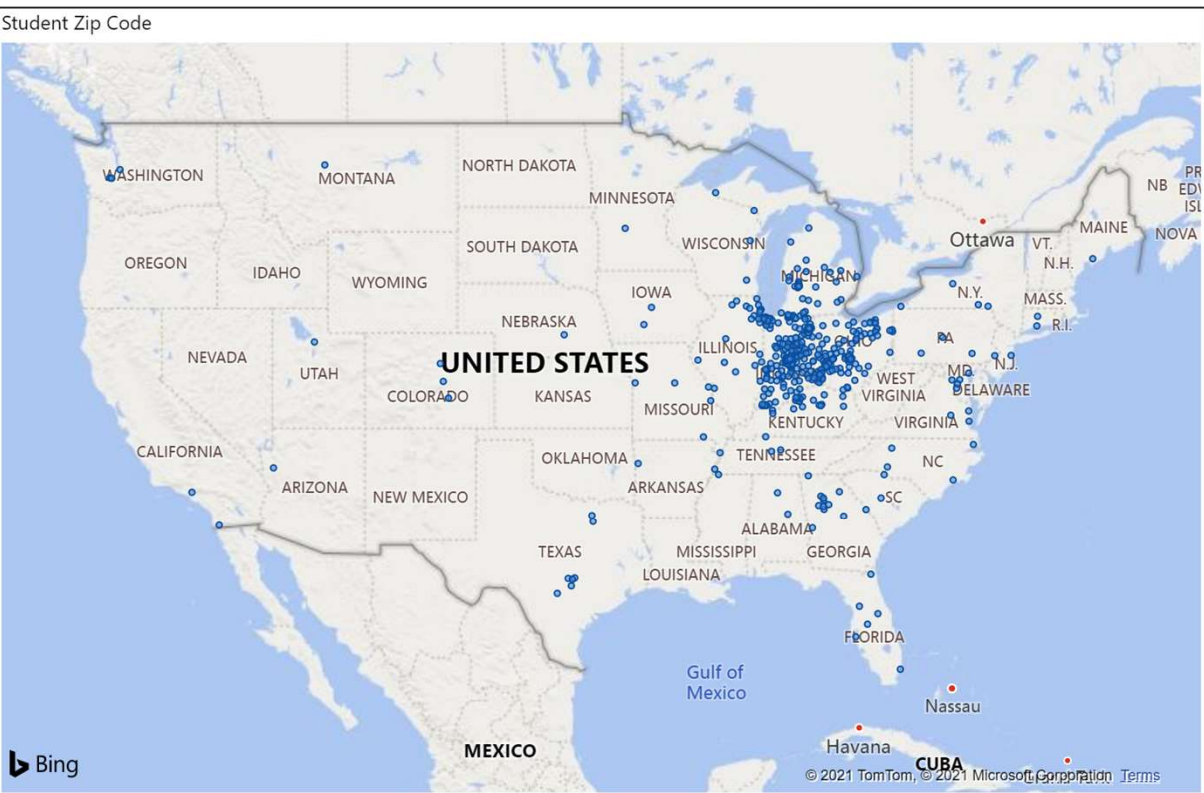
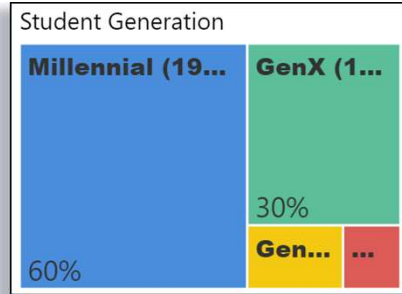


Program PAU: CAPS  
 Program School: School of Service & L...  
 Program Code: Multiple selectio...  
 Program Title: Master of Social Work (MSW)

Course End Date: 1/1/2020 to 12/31/2020

Unique Students: 614

- Generation
- Select all
  - Silent (1928-1945)
  - Boomer (1946-1964)
  - GenX (1965-1980)
  - Millennial (1981-1996)
  - GenZ (1997-2012)



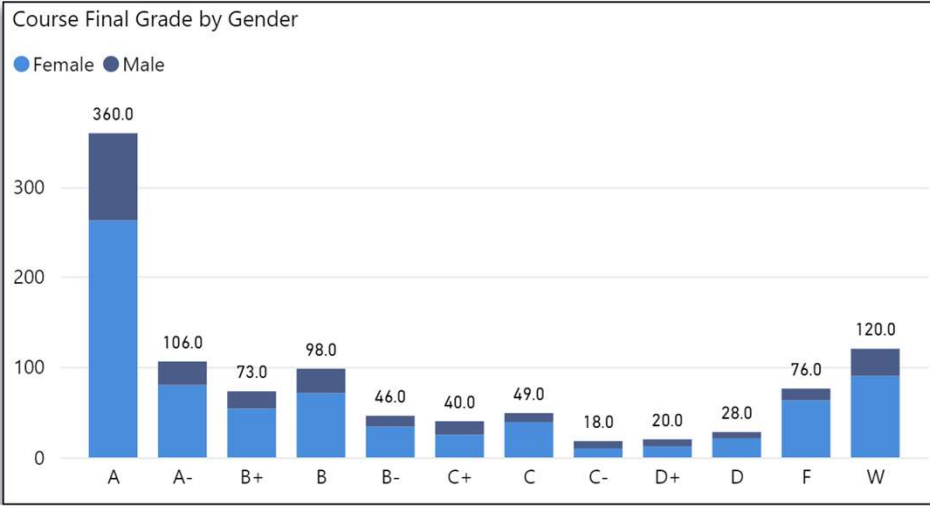
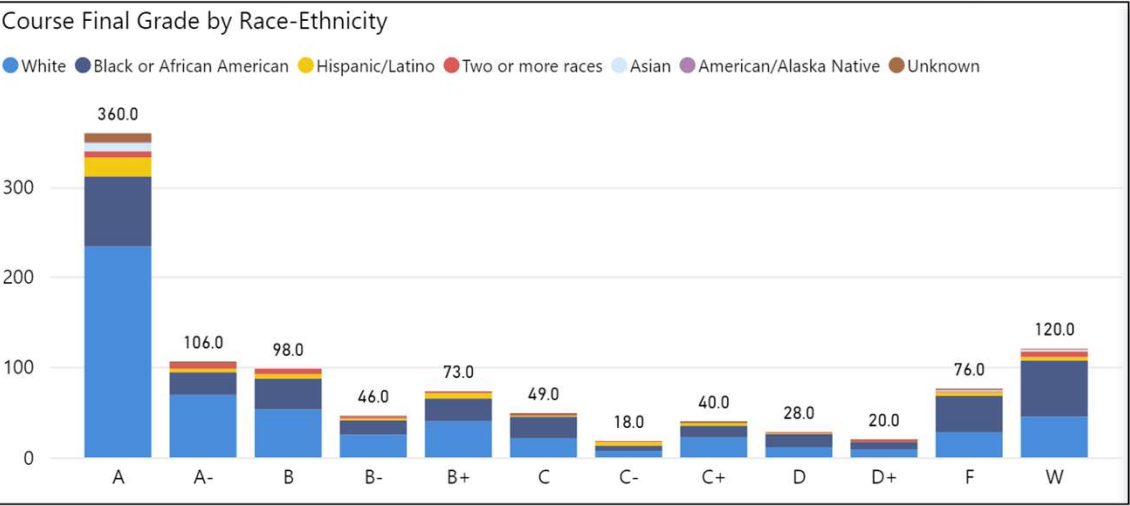
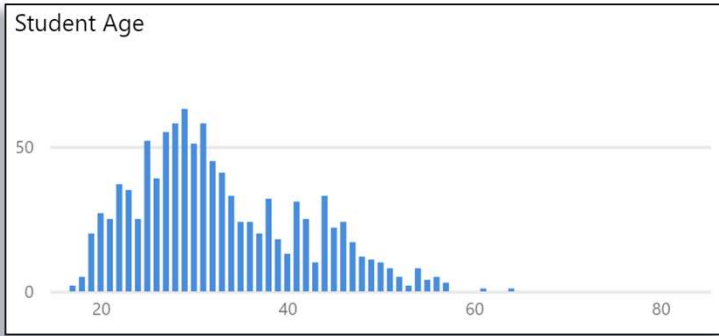
Program PAU: CAPS  
 Program School: All  
 Program Code: APS.ASB  
 Program Title: All  
 Course Name: All

**Generation**  
 Select all  
 Silent (1928-1945)  
 Boomer (1946-1964)  
 GenX (1965-1980)  
 Millennial (1981-1996)  
 GenZ (1997-2012)

**Course Final Grade**  
 Select all  
 A  
 A-  
 B+  
 B  
 B-  
 C+  
 C  
 C-  
 D+  
 D  
 F  
 W  
 CR

**Course End Date**  
 1/1/2020 - 12/31/2020

Student ID (All)  
**1034**





Program Code

Search

Select all

APS.ASA

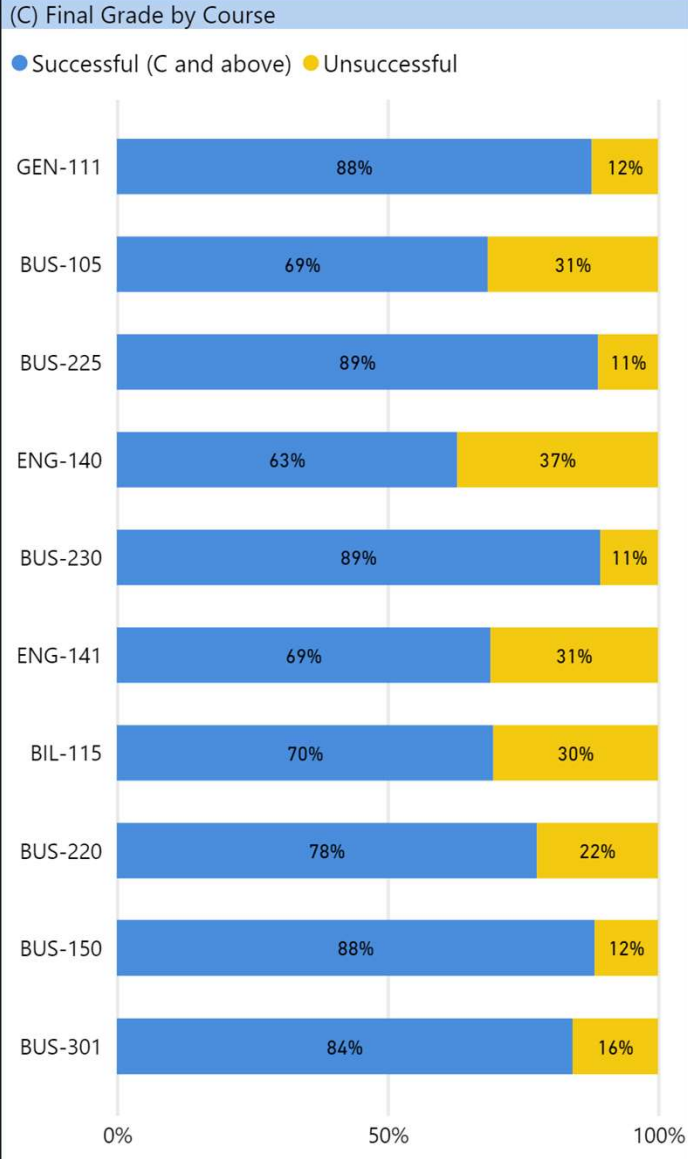
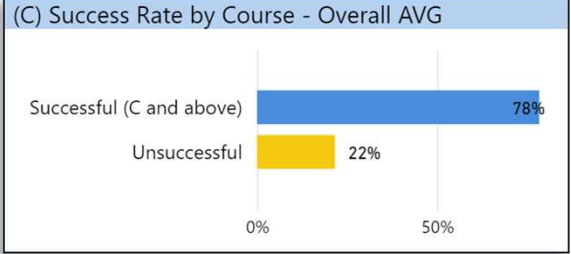
APS.ASAO

APS.ASB

APS.ASB.OH

APS.ASBO

Program Code	Count of Student ID
APS.ASB	858
APS.ASB.OH	68
APS.ASBO	6
<b>Total</b>	<b>932</b>



Course End Date

1/1/2020 12/31/2020

GPA

**2.81**

Course Name

Search

Select all

BIL-115

BUS-105

BUS-150

BUS-220

BUS-225

BUS-230

BUS-301

ENG-140

ENG-141

GEN-111

Generation

Select all

Silent (1928-1945)

Boomer (1946-1964)

GenX (1965-1980)

Millennial (1981-1996)

GenZ (1997-2012)

Gender

Select all

Female

Male

AVG Age

**33.68**

Race-Ethnicity

Select all

White

Black or African American

Hispanic/Latino

Two or more races

Non-resident Alien

Asian

American/Alaska Native

Hawaiian/Pacific Islander

Unknown

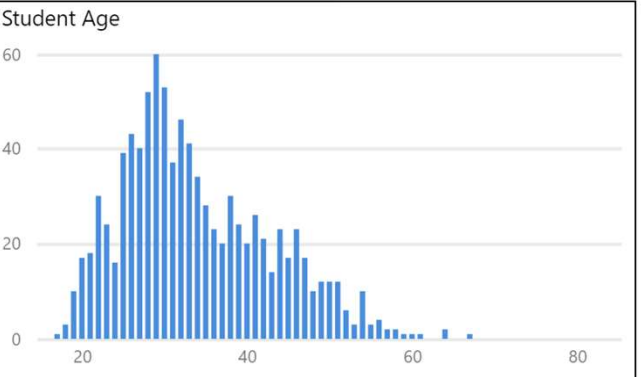
Student Marital Status

Select all

Married

Other-Unknown

Single



Course PAU

All

Course School

All

Course End Date

1/1/2020 12/31/2020

Program Code	Unique Stu ID
APS.ASB	858
APS.ASB.OH	68
APS.ASBO	6
<b>Total</b>	<b>932</b>

Program Code

Search

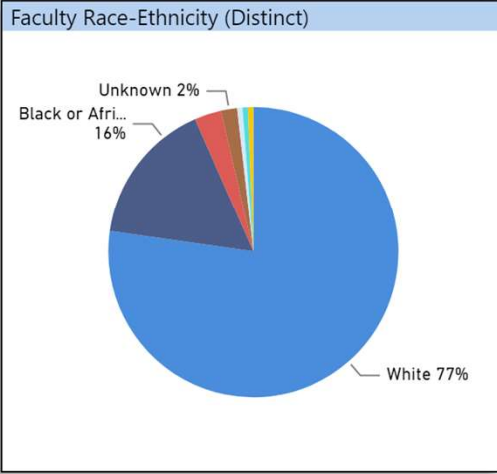
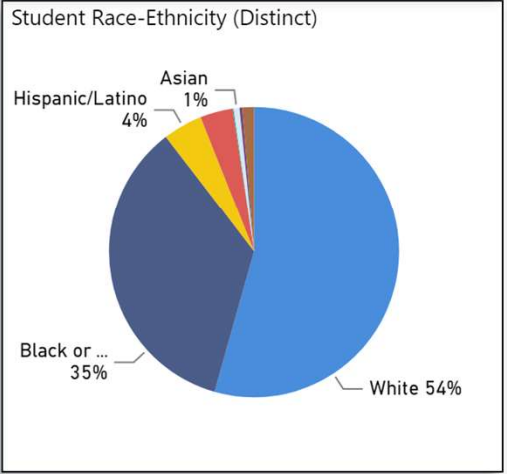
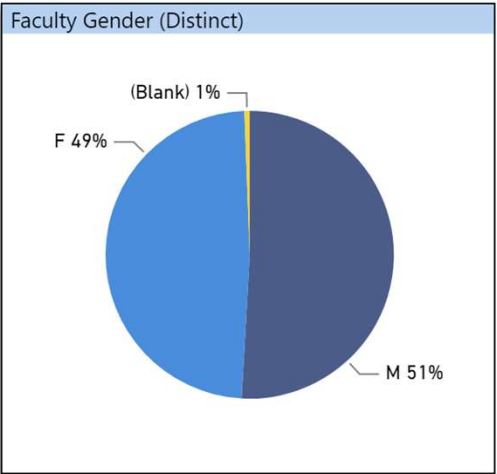
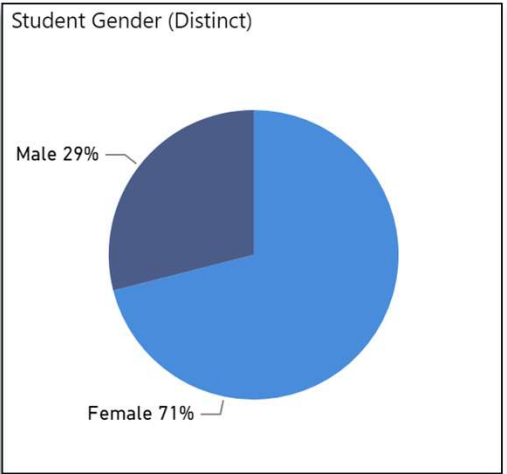
- Select all
- APS.ASA
- APS.ASAO
- APS.ASB
- APS.ASB.OH
- APS.ASBO
- APS.ASCDM
- APS.ASE
- APS.ASEO
- APS.ASGS.BUS
- APS.ASGS.CIT

Course Name	Unique Stu ID
GEN-111	392
BUS-105	302
BUS-225	289
ENG-140	275
BUS-230	244
ENG-141	197
BIL-115	184
BUS-220	152
BUS-150	94
BUS-301	76
<b>Total</b>	<b>932</b>

Course Name

Search

- Select all
- BIL-115
- BUS-105
- BUS-150
- BUS-220
- BUS-225
- BUS-230
- BUS-301
- ENG-140
- ENG-141
- GEN-111





# Outcome Assessment

measuring student learning

PAU:  School:  Program Code:  Program Title:  Course Code:  

Course End Date:

Avg of % Value Earned  
**92.37**

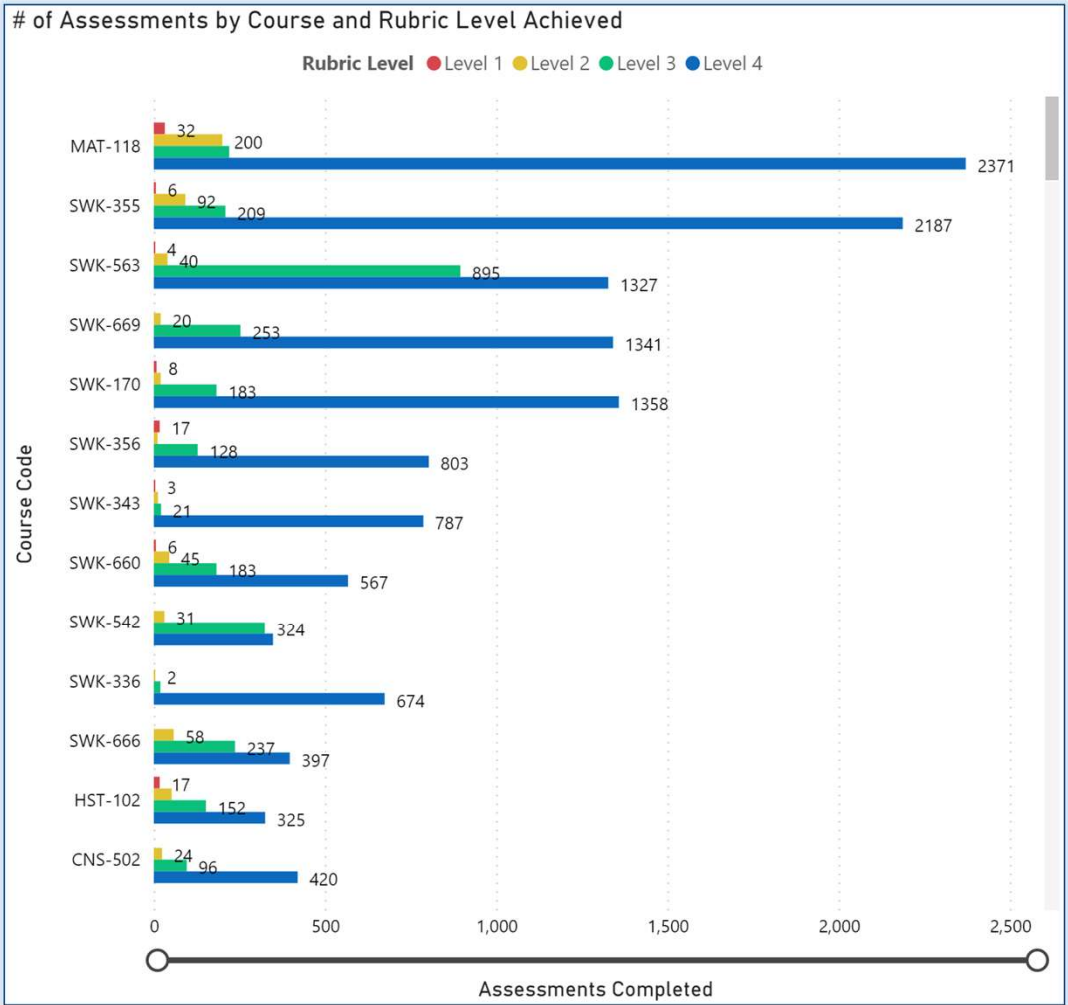
# of Assessments  
**0081536**

Activity Name:

Outcome Name:

Rubric Level Achieved:

Level Code	Rubric Level Achieved	# Assessments	% of Total
Level 1	Needs Improvement	322	1%
Level 2	Emerging Competence	1,344	5%
Level 3	Competent	5,226	18%
Level 4	Outstanding	21,710	76%
<b>Total</b>		<b>28,602</b>	<b>100%</b>





# Response to Change



PERMISSIONS



NAVIGATION



VERY POSITIVE



# Program Review Prep

- Stats
  - $\approx$  60 programs
  - $\approx$  3 days per program
  - $\approx$  50 files
  - $\approx$  200 + pages of information

# Program Review Prep

≈ 60 programs  
≈ 3 days per program  
≈ 50 files  
≈ 200 + pages of  
information

≈ 60 programs  
≈ 3 hours per program  
≈ 2-4 files  
10-20 pages + dashboards to  
explore

Information Transformation



What we did not  
talk about...

Depth of insights  
Changes in faculty experience  
Plans for further transformation





INDIANA WESLEYAN UNIVERSITY

**BECKY HARTLEY**

*DATA TECHNICIAN*

[becky.hartley@indwes.edu](mailto:becky.hartley@indwes.edu)

**CONNIE CRUMP, PT, DPT**

*ASSOCIATE DEAN OF ACCREDITATION,  
ASSESSMENT, AND CURRICULUM*

[connie.crump@indwes.edu](mailto:connie.crump@indwes.edu)

**AARON METZCAR**

*DIRECTOR OF ACADEMIC ASSESSMENT  
AND EVALUATION*

[aaron.metzcar@indwes.edu](mailto:aaron.metzcar@indwes.edu)

# Images

All images except for IWU, IUPUI, and Microsoft visuals came from the Pixabay website.