



# Weekly Learning Outcomes

Transforming Student Experience



WALSH®

Tracy Marshall  
*Instructional Designer*  
Walsh College  
[tmarsh4@walshcollege.edu](mailto:tmarsh4@walshcollege.edu)

## Targets for Week 4



### What will we work on this week?

This week, we'll wrap up our coverage of the financial statements by taking a look at how to create the **"Restated Financials"** that you'll use to move forward with your research projects. We'll review some of this material in class next week as well.

We'll also begin our extended coverage of financial analysis beginning with the technique of common-sizing, as well as look at how graphing financial data can provide additional insights into corporate performance and health.



### Why is this important?


The whole point of Financial Statement Analysis is well... analysis. To make that possible, financial information has to be consistent, comparable, and sufficiently detailed.



### How will you know you are hitting the mark?

You can ask yourself the following questions, especially near the end of the week. I suggest answering them aloud to yourself. Using this learning technique, called "elaboration", helps learners store newly acquired knowledge in long term memory.

- Can I reformat financial statements to facilitate comparison?
- Can I adjust financial data to factor out the effect of inflation?
- Can I adjust the value of LIFO inventory to its FIFO equivalent?
- Can I common size a balance sheet and income statement in various ways to identify strengths, weaknesses, favorable and unfavorable trends?



## Targets

- ✓ Benefits students
- ✓ Benefits instructors

---

## Overview

The following is a possible order for your study. Please do what works best for you.

1. Study Chapter 3 in your textbook.
2. Read the weekly text lectures.
3. Work through the demonstration problems and practice problems.
4. Take the practice quiz. The quiz will be multiple choice and contain computational questions.
5. Work homework and additional unassigned textbook homework as need to gain a firm grasp of the chapter materials. All solutions are available on the Walsh portal.

---

## Objectives

**After completing this module, you will be able to:**

- Explain the accrual basis of accounting and the reasons for adjusting entries
- Prepare adjusting entries for deferrals
- Prepare adjusting entries for accruals
- Describe the nature and purpose of an adjusted trial balance

## Readings

- Chapter 3 – Adjusting the Accounts

## Targets for Week 4



### What will we work on this week?

This week, we'll wrap up our coverage of the financial statements by taking a look at how to create the **"Restated Financials"** that you'll use to move forward with your research projects. We'll review some of this material in class next week as well.

We'll also begin our extended coverage of financial analysis beginning with the technique of common-sizing, as well as look at how graphing financial data can provide additional insights into corporate performance and health.



### Why is this important?


The whole point of Financial Statement Analysis is well... analysis. To make that possible, financial information has to be consistent, comparable, and sufficiently detailed.



### How will you know you are hitting the mark?

You can ask yourself the following questions, especially near the end of the week. I suggest answering them aloud to yourself. Using this learning technique, called "elaboration", helps learners store newly acquired knowledge in long term memory.

- Can I reformat financial statements to facilitate comparison?
- Can I adjust financial data to factor out the effect of inflation?
- Can I adjust the value of LIFO inventory to its FIFO equivalent?
- Can I common size a balance sheet and income statement in various ways to identify strengths, weaknesses, favorable and unfavorable trends?



## Targets

- ✓ Benefits students
- ✓ Benefits instructors

**CLO 1:** Explain how accounting theory and practices lead to the development of financial statements and reports (B5) (CFA 1-2, 4-1)

**CLO 2:** Assess the financial health of a business enterprise through use of financial ratios and restated financial statements (B3) (CFA 4-2, 4-11)

**CLO 3:** Distinguish weaknesses/shortcomings associated with financial reports, especially opportunities for fraud and misleading outside users (B5) (CFA 4-3, 4-4, 4-6, 4-7, 4-8, 4-9)

**CLO 4:** Compare and contrast the financial health of a business enterprise with its peer competitors (B-4)

#### WEEK 4

WLOs Weekly Learning Outcomes	Assessment(s)	CLOs	Covered in Instructional Activities
Reformat financial statements to facilitate comparison	Research Project	2	Lectures 1, 2 7
Adjust financial data to factor out the effect of inflation	Research Project	2	Lecture 4
Adjust the value of LIFO inventory to its FIFO equivalent	Exam 2	1	Lecture 3
Common size a balance sheet and income statement in various ways, to identify strengths, weaknesses, favorable and unfavorable trends	Research Project	2	Lectures 5, 6

---

## Overview

The following is a possible order for your study. Please do what works best for you.

1. Study Chapter 3 in your textbook.
2. Read the weekly text lectures.
3. Work through the demonstration problems and practice problems.
4. Take the practice quiz. The quiz will be multiple choice and contain computational questions.
5. Work homework and additional unassigned textbook homework as need to gain a firm grasp of the chapter materials. All solutions are available on the Walsh portal.

---

## Objectives

**After completing this module, you will be able to:**

- Explain the accrual basis of accounting and the reasons for adjusting entries
- Prepare adjusting entries for deferrals
- Prepare adjusting entries for accruals
- Describe the nature and purpose of an adjusted trial balance

---

## Readings

- Chapter 3 – Adjusting the Accounts





## Overview

This week, we'll focus on some key foundational concepts about communication including the communication definition, model and its components. We'll also consider the stages of group or team communication and virtual best practices and look at how using graphics or word pictures can help audiences understand and remember your message. Our work with the MBTI types begins this week as well and we're doing this to better understand how our personal perceptions and preferences impact our communication practices and goals. When we have a better understanding of how we and others perceive messages or experiences, we'll be better able to adapt communication accordingly.



## Objectives

- Compare and contrast the purposes, components and types of communication
- Identify the complexity of effective communication
- Practice virtual collaboration
- Discover how intrapersonal awareness shapes effective communication



## Assignments

- Read Chapter 1 of the textbook
- Read/Watch all Moodle lectures
- Quiz 1



# Targets for Week 2



## What will we work on this week?

We'll cover two topics this week.

1. Forecasting & Planning followed by an
2. Introduction to Financial Statement Analysis



## Why is this important?

When we looked at the Free Cash Flow calculation last week, did you wonder how the numbers in the 'projected' column were created? Well, wonder no longer – we'll be working through that process this week.

Looking at a firm's financial statements can tell us quite a bit, but really there's a lot more to be gleaned. Being able to analyze and interpret financial statements is fundamental to financial management.



## How will you know you are hitting the mark?

You can ask yourself the following questions, especially near the end of the week. I suggest answering them aloud to yourself. Using this learning technique, called "elaboration", helps learners store newly acquired knowledge in long term memory.

For the section on Analyzing Financial Statements:

- Can I describe the use or purpose of each ratio?
- Can I calculate and apply various ratios to assess the financial health of an organization?
- Can I calculate various ratios and evaluate them compared to a standard?
- Can I recognize limitations inherent in ratio analysis?

For the section on Forecasting & Planning:

- Can I compare and contrast the several methods of forecasting?
- Can I create a set of pro forma financial statements using the Constant Ratio Method?
- Can I calculate the need for additional external financing using the pro forma financial statement method?





## What will we work on this week?

We'll cover two topics this week.

1. Managing Working Capital, and the
2. Short term financing that supports it

Earlier, we talked about Working Capital (WC) as a component of Operating Capital in our coverage of Cash Flows. Now we'll take an in depth look at current assets and current liabilities.



---

## Overview

**The following is a possible order for your study. Please do what works best for you.**

1. Study Chapter 3 in your textbook.
2. Read the weekly text lectures.
3. Work through the demonstration problems and practice problems.
4. Take the practice quiz. The quiz will be multiple choice and contain computational questions.
5. Work homework and additional unassigned textbook homework as need to gain a firm grasp of the chapter materials. All solutions are available on the Walsh portal.



## Why is this important?

When we looked at the Free Cash Flow calculation last week, did you wonder how the numbers in the 'projected' column were created? Well, wonder no longer – we'll be working through that process this week.

Looking at a firm's financial statements can tell us quite a bit, but really there's a lot more to be gleaned. Being able to analyze and interpret financial statements is fundamental to financial management.





Meredith Gregory

Meredith Gregory, MA  
Instructional Designer



# Objectives

---

After completing this module, you will be able to:

- Prepare a consolidation work paper for the year of acquisition when the parent uses the complete equity method to account for its investment in a subsidiary.
- Prepare a consolidation work paper for the years subsequent to an acquisition.
- Locate errors in a consolidations work paper.
- Record fair values of identifiable net assets acquired.



## How will you know you are hitting the mark?

You can ask yourself the following questions, especially near the end of the week. I suggest answering them aloud to yourself. Using this learning technique, called "elaboration", helps learners store newly acquired knowledge in long term memory.

- Can I prepare a consolidation work paper for the year of acquisition when the parent uses the complete equity method to account for its investment in a subsidiary?
- Can I prepare a consolidation work paper for the years subsequent to an acquisition?
- Can I locate errors in a consolidation work paper?
- Can I record fair values of identifiable net assets acquired?



Prepare a consolidation work paper for the years subsequent to an acquisition.



Can I prepare a consolidation work paper for the years subsequent to an acquisition?



# Objectives

---

After completing this module, you will be able to:

- Prepare a consolidation work paper for the year of acquisition when the parent uses the complete equity method to account for its investment in a subsidiary.
- Prepare a consolidation work paper for the years subsequent to an acquisition.
- Locate errors in a consolidations work paper.
- Record fair values of identifiable net assets acquired.



## How will you know you are hitting the mark?

You can ask yourself the following questions, especially near the end of the week. I suggest answering them aloud to yourself. Using this learning technique, called "elaboration", helps learners store newly acquired knowledge in long term memory.

- Can I prepare a consolidation work paper for the year of acquisition when the parent uses the complete equity method to account for its investment in a subsidiary?
- Can I prepare a consolidation work paper for the years subsequent to an acquisition?
- Can I locate errors in a consolidation work paper?
- Can I record fair values of identifiable net assets acquired?



## How will you know you are hitting the mark?

You can ask yourself the following questions, especially near the end of the week. I suggest answering them aloud to yourself. Using this learning technique, called “elaboration”, helps learners store newly acquired knowledge in long term memory.

- Can I distinguish between relaxed and restrictive WC policy as it relates to the various components?
- Can I describe the various methods of managing cash, receivables and inventory, and perform related calculations?
- Can I calculate the cash conversion cycle?
- Can I distinguish between pledging and factoring accounts receivables?
- Can I calculate effective interest rates on short-term debt under various lending arrangements?





## WEEK 4

WLOs Weekly Learning Outcomes	Assessment(s)	CLOs	Covered in Instructional Activities
Reformat financial statements to facilitate comparison	Research Project	2	Lectures 1, 2 7
Adjust financial data to factor out the effect of inflation	Research Project	2	Lecture 4
Adjust the value of LIFO inventory to its FIFO equivalent	Exam 2	1	Lecture 3
Common size a balance sheet and income statement in various ways, to identify strengths, weaknesses, favorable and unfavorable trends	Research Project	2	Lectures 5, 6

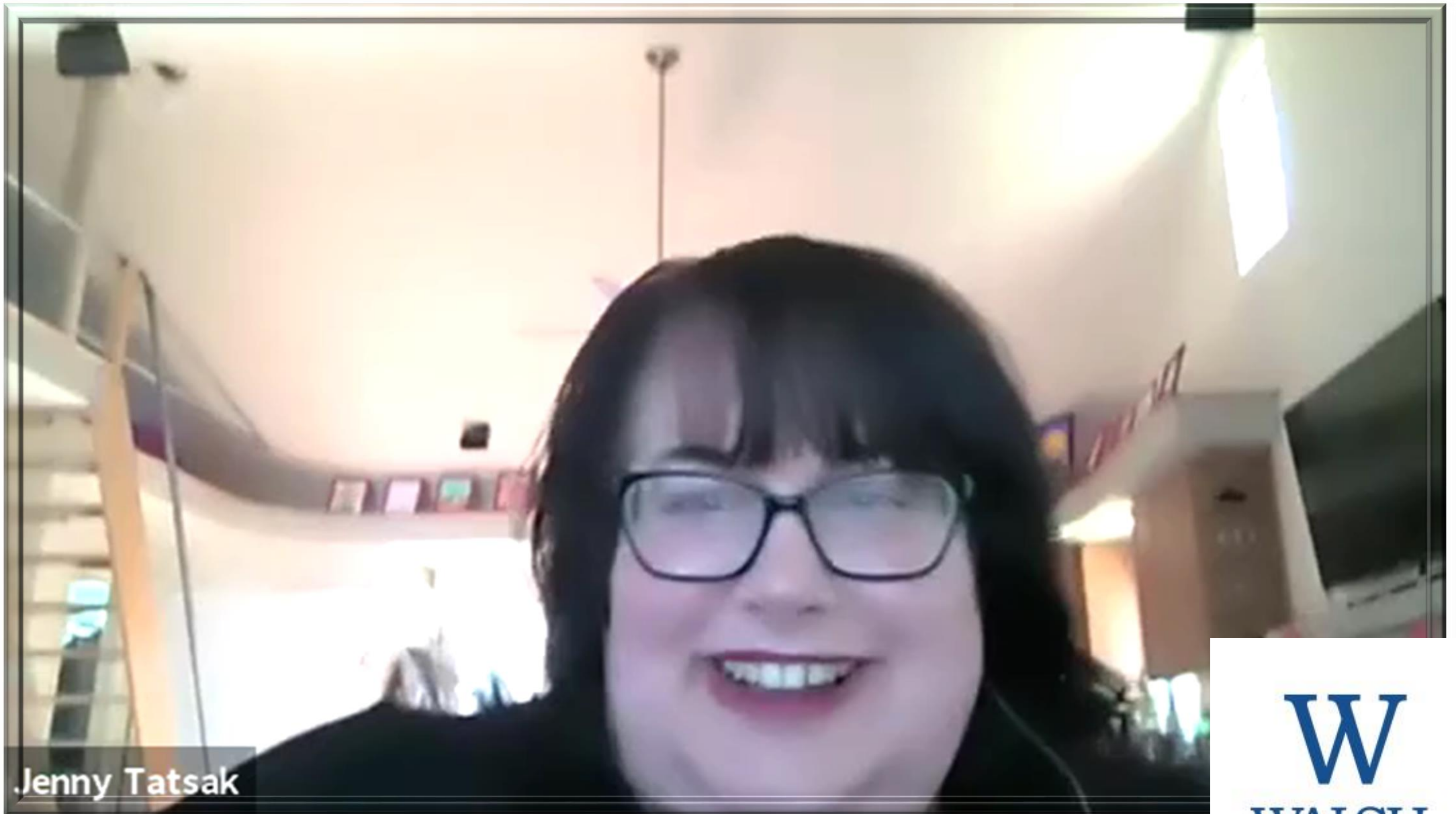


## How will you know you are hitting the mark?

You can ask yourself the following questions, especially near the end of the week. I suggest answering them aloud to yourself. Using this learning technique, called “elaboration”, helps learners store newly acquired knowledge in long term memory.

- Can I distinguish between relaxed and restrictive WC policy as it relates to the various components?
- Can I describe the various methods of managing cash, receivables and inventory, and perform related calculations?
- Can I calculate the cash conversion cycle?
- Can I distinguish between pledging and factoring accounts receivables?
- Can I calculate effective interest rates on short-term debt under various lending arrangements?





Jenny Tatsak, Ph.D.  
Associate Provost



Louise August, Ph.D., CPA  
Director of Center for Teach and Learning  
Instructor of Finance





Richard Davidson

Richard Davidson, JD, CPA  
Chair of Taxation





**Meredith Gregory**

Meredith Gregory, MA  
Instructional Designer





### **What will we work on this week?**

Our topics this week include the forces of power and resistance, including surface and deep structure power, power relationships, resistance to power, and upward dissent strategies.

The readings and the lecture material in Moodle this week work together to examine the fluidity of organizational power dynamics, from deep-structure power of C-level all the way down to the resistance leadership of those at the bottom of the org chart. Analytic Response Paper 5 focuses your attention on power dynamics as well.



### **Why is this important?**

Knowing the power dynamics that are at play in an organization is essential to understanding the organization as a whole. It is also an important avenue to recognizing and questioning the underlying organizational assumptions in a way that can empower the members of that organization.



### **How will you know you are hitting the mark?**

You can ask yourself the following questions, especially near the end of the week. I suggest answering them aloud to yourself. Using this learning technique, called "elaboration", helps learners store newly acquired knowledge in long term memory.

- Can I identify personal characteristics associated with power within myself and others?
- Can I analyze organizational power structures to determine whether an individual wields actual organization power (and if so, what type) or if that power has been attributed to that person by others because of personal characteristics?
- Can I list the strategies used by low-power members of an organization to resist organizational power?
- Can I identify how and why resistance strategies work?
- Can I describe the consequences resistance to organizational power carries?

## To Do List for Week 9



### What should you be working on this week?


- ✓ Read Chapter 8 (LO 8.1 thru 8.6)
- ✓ Read/Watch the Week 9 Moodle materials.
- ✓ Complete CNOW Week 9 Practice Test which is due at 6:00 PM on Tuesday, June 1st.
- ~ Continue working on CNOW Comprehensive Tax Return Problem 2 which is due at 6:00PM on Tuesday, June 8th.



### How will you know if you are hitting the mark?

You can ask yourself the following questions, especially near the end of the week. I suggest answering them aloud to yourself.

- Can I explain the concept of depreciation?
- Can I determine the correct amount of depreciation?
- Can I identify when a Section 179 election may be used?
- Can I apply the luxury automobile limitations when computing depreciation?
- Can I apply the Section 197 rules when calculating the amortization of goodwill and certain other intangibles?







**Richard Davidson**

Richard Davidson, JD, CPA  
Chair of Taxation





### How will you know you are hitting the mark?

You can ask yourself the following questions, especially near the end of the week. I suggest answering them aloud to yourself. Using this learning technique, called "elaboration", helps learners store newly acquired knowledge in long term memory.

- Can I build React Native Apps that leverage core and non-core APIs?
- Can I evaluate components from the React Native community for use in my apps?
- Can I build React Native Apps that handle the keyboard gracefully on both iOS and Android platforms?



### What should I be reading?

- Read the Core APIs, Part 2 chapter in *Fullstack Reactive Native*.
- Please feel free to visit the following links that provide useful additional information regarding React Native APIs and information on Arrow Functions:
  - [Handling touches](#) (Documentation)
  - [The Alert API](#) (Documentation)
  - [The BackHandler API](#) (Documentation)





Tom Petz, MSIA, CISSP  
Interim CIO  
Instructor Information Technology and Decision Sciences





How will you know you are hitting the mark?


You can ask yourself the following questions, especially near the end of the week. I suggest answering them aloud to yourself. Using this learning technique, called "elaboration", helps learners store newly acquired knowledge in long term memory.

- Can I list the subcycles, actions, transactions, and account balances affected by employee-related and inventory-related activities?
- Can I identify and explain the purpose of documents related to employee and inventory activities?
- Can I calculate cost of goods sold under a periodic inventory system?
- Can I prepare the journal entry that simultaneously records cost of goods sold and adjusts ending inventory?
- Can I explain how to use freeze panes and set worksheet orientation in Excel?
- Can I use the "\$" character to properly employ absolute cell referencing?



### How will you know you are hitting the mark?

You can ask yourself the following questions, especially near the end of the week. I suggest answering them aloud to yourself. Using this learning technique, called "elaboration", helps learners store newly acquired knowledge in long term memory.



- Can I distinguish between the three basic forms of business and illustrate each advantage with a short example or explanation?
- Can I distinguish between diversifiable and non-diversifiable risk?
- Can I define the terms used and calculate CAPM?
- Can I calculate the various measures of cash flow?

- FIN 315 Fall 2021
- Participants
- Grades
- Week 0
- Week 1
- Week 2
- Week 3
- Week 4
- Week 5**
- Week 6
- Week 7
- Week 8
- Week 9
- Week 10
- Week 11

- Dashboard
- Calendar
- My courses

## Targets for Week 5



### What will we work on this week?

This week begins our three-week coverage of the capital portion of the balance sheet. We'll begin by looking at debt capital in the form of bonds, including the various types of bonds in the marketplace, their features and how to value them.

The various calculations involved in valuing bonds use TVM functions. So, if you didn't get all the way through the lessons on using Excel and the calculator for TVM problems, now is the time to catch up.



### Why is this important?

How the firm sources its long-term funding is of fundamental importance to the practice of finance. The creation of firm value, shareholder wealth, and long-term sustainability are directly linked to effective, efficient capital formation.



### How will you know you are hitting the mark?

You can ask yourself the following questions, especially near the end of the week. I suggest answering them aloud to yourself. Using this learning technique, called "elaboration", helps learners store newly acquired knowledge in long term memory.



- Can I differentiate among the various types of bonds and bond issuers?
- Can I discuss the key characteristics of bonds?
- Can I demonstrate the effect of changing interest rates on bond prices?

June 2021

Sun	Mon	Tue	Wed	Thu	Fri	Sat
		1	2	3	4	5
6	7	8	9	10	11	12
13	14	15	16	17	18	19
20	21	22	23	24	25	26
27	28	29	30			

- Hide site events
- Hide category events
- Hide course events
- Hide group events
- Hide user events
- Hide other events

### FEATURED EVENT

As a Walsh student you have access to a FREE Zoom account



- Meet virtually for class, attend a tutoring



Louise August, Ph.D., CPA  
Director of Center for Teach and Learning  
Instructor of Finance

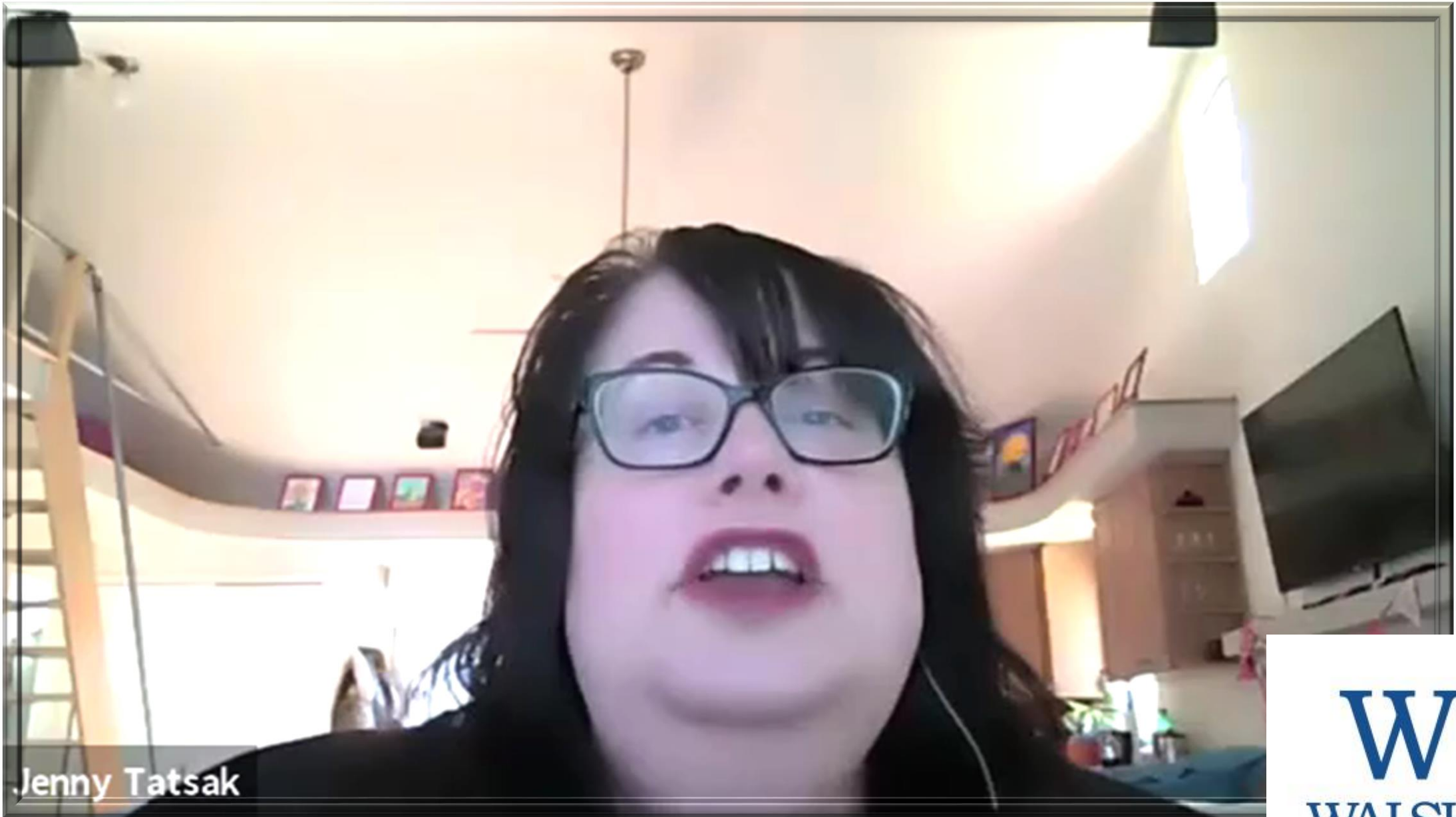


---

Added Bonus:

The Targets can be a planning and design tool





Jenny Tatsak, Ph.D.  
Associate Provost



## Targets for Week 1



*How and why to make an accounting journal entry*



*You need to know the mechanics of entering in a journal so you can enter into a computer system, etc.*



- ✓ *Can I determine what constitutes a debit?*
- ✓ *Can I determine what constitutes a credit?*
- ✓ *Can I list ~~the~~ 9 steps of the accounting process in order?*

## Targets for Week 2



*What is the accounting cycle, transaction cycles, special journals*



*Special journals are often needed in Fortune 100 companies, so this information will help your entries*




- ✓ *Can I identify the 3 most common transaction cycles?*
- ✓ *Can I name the 5 special journals and describe their purposes?*
- ✓ *Can I name the 5 subsidiary ledgers and their purposes?*





Kat Smith  
Instructional Designer

A woman in a blue blazer and black skirt is standing in a modern office lobby, gesturing with her hands as she asks a question. A man in a red sweater and dark pants is standing opposite her, smiling and giving a thumbs-up. The background shows a bright, open-plan office space with large windows, a reception desk, and several chairs.

Do you love  
your WLOs?

I love them  
so much!

The logo for Walsh, featuring a large blue 'W' above the word 'WALSH' in a blue, serif font.

**W**  
WALSH



Kat



Kat Smith  
Instructional Designer

# WALSH®

*Thank you for watching!*

*You can access a couple of our Target Templates on the Assessment Institute website at: <https://assessmentinstitute.iupui.edu/>*

*If you want to have any conversations about the Targets and Weekly Learning Outcomes, please email me. I would love to chat!*

*~Tracy*



Tracy Marshall  
Instructional Designer  
Walsh College  
tmarsh4@walshcollege.edu

## Targets for Week 4



### What will we work on this week?

One of the learning goals for this course is the mastery of Time Value of Money (TVM) concepts and finding solutions using both the TVM functions of the financial calculator and the related TVM functions in Excel.



### Why is this important?

This is a very important topic that applies to numerous other topics in finance (and in our personal lives as well). Because it's such a fundamental knowledge-area in finance, it's important that you master it now before we go on to more applications that involve TVM related concepts and problem-solving skills. We strongly recommend that you take the time now to learn how to use the financial calculator.



### How will you know you are hitting the mark?

You can ask yourself the following questions, especially near the end of the week. I suggest answering them aloud to yourself. Using this learning technique, called “elaboration”, helps learners store newly acquired knowledge in long term memory.

- Can I describe the importance of time value of money?
- Can I apply TVM techniques to solve a variety of real-world problems using both excel and the financial calculator?
- Can I distinguish between the types of annuities?

## To Do List Week 4



### What should you be working on this week?

- ✓ Read Chapter 7.
- ✓ Read/Watch the Week 4 Moodle materials.
- ✓ Complete CNOW Practice Test #3 due October 18<sup>th</sup>.
- ✓ Complete CNOW Quiz #3 due October 18<sup>th</sup>.
- ✓ Consider attending optional Zoom session – check Moodle for Date/Time.



### How will you know if you are hitting the mark?

You can ask yourself the following questions, especially near the end of the week. I suggest answering them aloud to yourself.

- Can I determine the child tax credit?
- Can I compute the child tax credit?
- Can I explain the earned income credit?
- Can I determine the child and dependent care credit?
- Can I determine the American Opportunity tax credit?